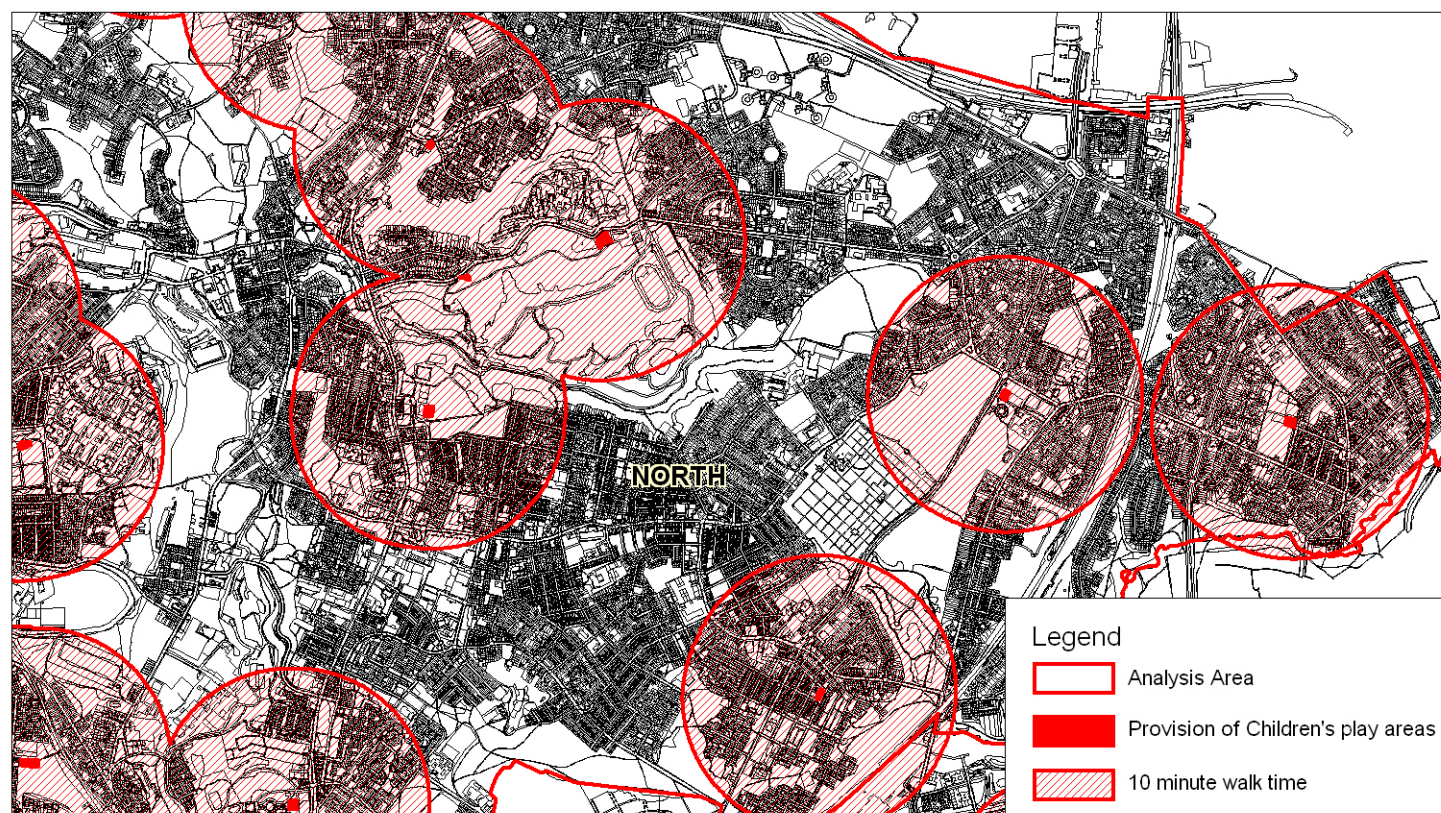


Figure 7.14 – Deficiencies of children’s play areas in the east of North Manchester



This map is reproduced from Ordnance Survey material with the permission of Ordnance Survey on behalf of the Controller of Her Majesty's Stationery Office © Crown copyright. Unauthorised reproduction infringes Crown copyright and may lead to prosecution or civil proceedings. (100019568) (2008).



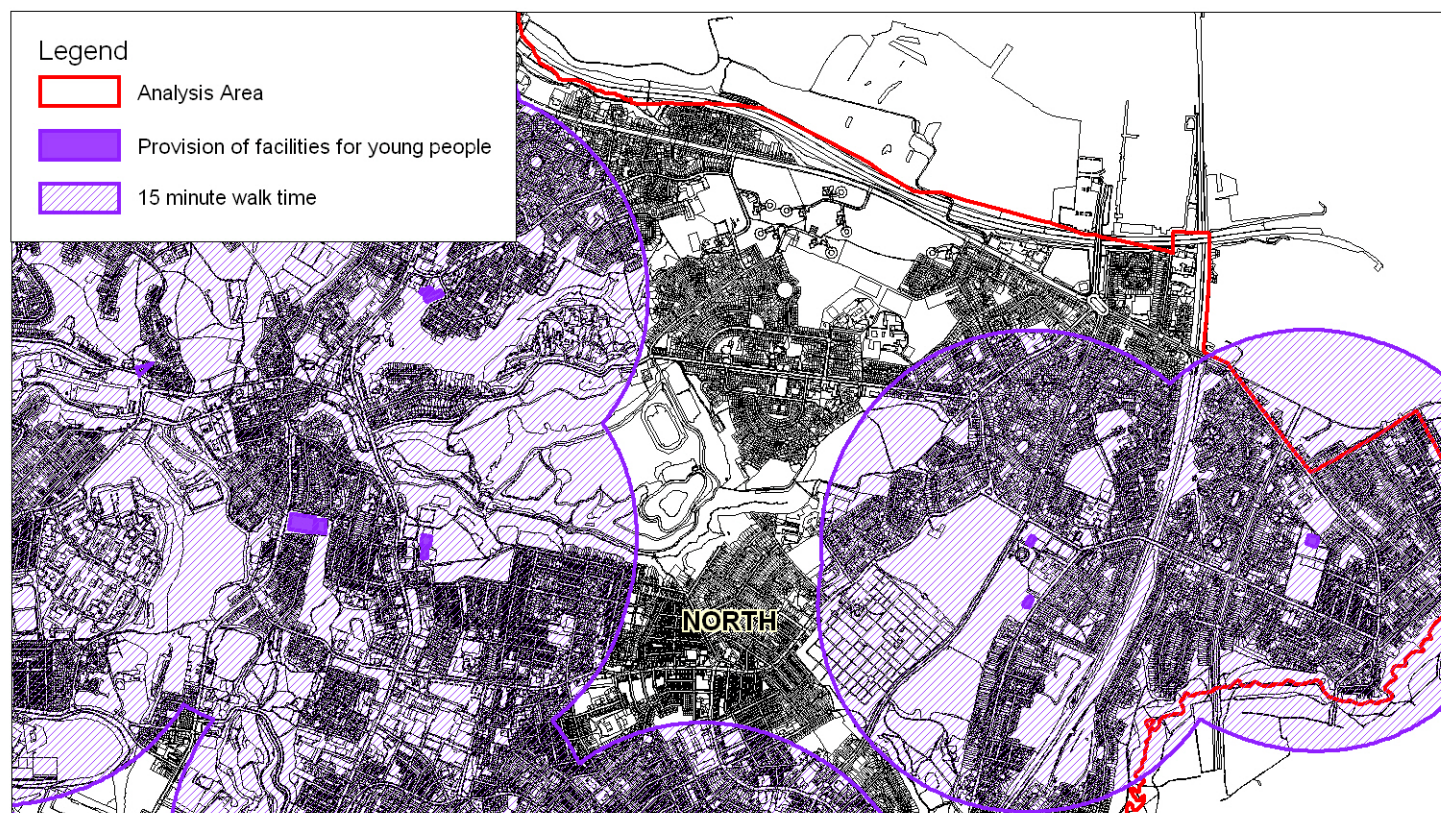
- 7.110 Despite a lack of dedicated provision for children, there is an abundance of amenity spaces and parks, indicating that there are opportunities to locate new facilities on existing sites.
- 7.111 The quality of existing play areas in North Manchester is poor, with the average quality score of a site being 65%. Quality scores range significantly from 22% - 80% and no sites achieved a quality score within the top quartile level. Therefore, qualitative improvements are required to a number of play areas in North Manchester.
- 7.112 Issues with the quantity of facilities as well as the quality in North Manchester suggest that future priorities will be a mix of new provision and qualitative improvements.

Short Term – facilities for children	Provide new facilities for children across North Manchester to address existing deficiencies. Up to seven new facilities may be required. New development will further exacerbate demand for facilities and the need for new provision should be evaluated on a case by case basis by the application of the quantity and accessibility standards.
Ongoing – facilities for children	Drive a programme of qualitative improvements across existing facilities ensuring that facilities meet the needs of communities that they serve and provide a challenging play environment

Facilities for young people

- 7.113 In contrast to facilities for children, application of the quantity standard indicates that there are sufficient facilities for young people to meet demand. The current stock of facilities is adequate to accommodate a population growth of 5,965.
- 7.114 While accessibility mapping demonstrates that the majority of residents have access to a facility for young people within the recommended 15 minute walk time, as Figure 7.15 highlights, residents in Charlestown are outside of the appropriate catchment for a facility. (Figure 7.15).

Figure 7.15 – Deficiencies of facilities for young people in Charlestown



This map is reproduced from Ordnance Survey material with the permission of Ordnance Survey on behalf of the Controller of Her Majesty's Stationery Office © Crown copyright. Unauthorised reproduction infringes Crown copyright and may lead to prosecution or civil proceedings. (100019568) (2008).

NORTH

pmp
strategy financial delivery

- 7.115 When amalgamating the provision of facilities for young people and amenity green space all residents have access to at least one of these types of open space within the recommended accessibility catchments. This suggests that there is potential for the development of additional facilities for young people, potentially located on these amenity green space sites.
- 7.116 The quality of facilities for young people in North Manchester is the lowest of all areas in the City, with the average quality score of a site being 46%. Quality scores range significantly from 20% - 73% and 11 sites fall within the bottom quartile level (60% and below). This highlights the need for significant qualitative enhancements to a number of facilities for young people.
- 7.117 In light of the even distribution of facilities and adequate quantitative supply, the future focus in the north of the City will be on the improvement of existing facilities.

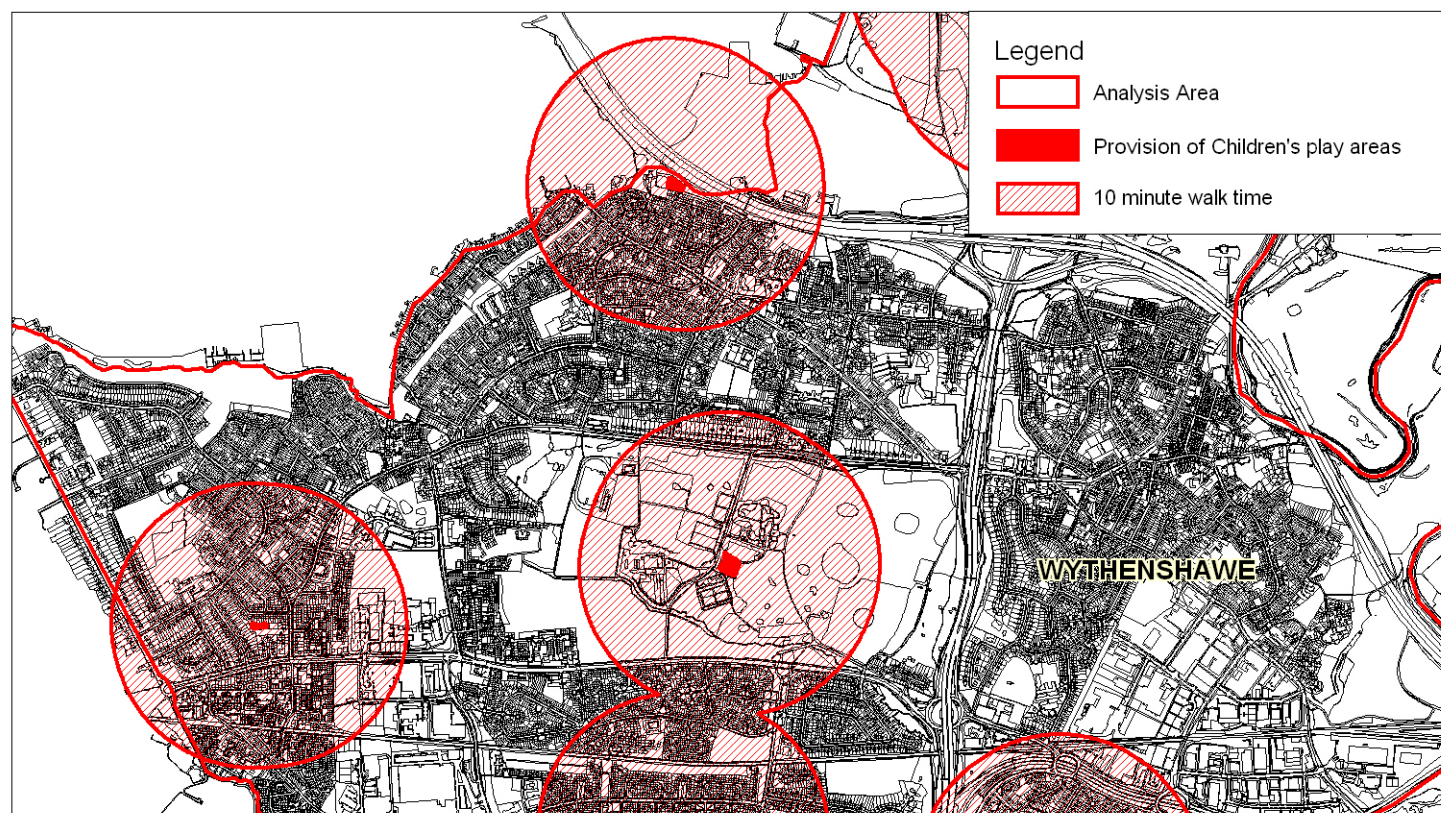
Short Term – facilities for young people	Provide one new facility for young people in Charlestown to address the shortfall in provision. This could potentially be located on an existing amenity green space site.
Ongoing – facilities for young people	Drive a programme of qualitative improvements across existing facilities ensuring that facilities meet the needs of communities that they serve and provide a challenging play environment.

Wythenshawe

Children's play areas

- 7.118 The greatest provision of children's play areas is found within Wythenshawe (2.61 hectares) and quantitative analysis reveals that provision is sufficient to meet demand. Current provision is adequate enough to accommodate a population growth of 26,213.
- 7.119 Although the greatest provision of play areas is found in Wythenshawe, accessibility mapping illustrates that sites are unevenly distributed, with many overlapping catchments. This means that a number of areas of deficiency are created, particularly around Northenden (Figure 7.16). This poor distribution may be the cause of the high levels of dissatisfaction with the quantity of provision in Wythenshawe.

Figure 7.16 – Deficiencies of children’s play areas in the north of Wythenshawe



This map is reproduced from Ordnance Survey material with the permission of Ordnance Survey on behalf of the Controller of Her Majesty's Stationery Office © Crown copyright. Unauthorised reproduction infringes Crown copyright and may lead to prosecution or civil proceedings. (100019568) (2008).



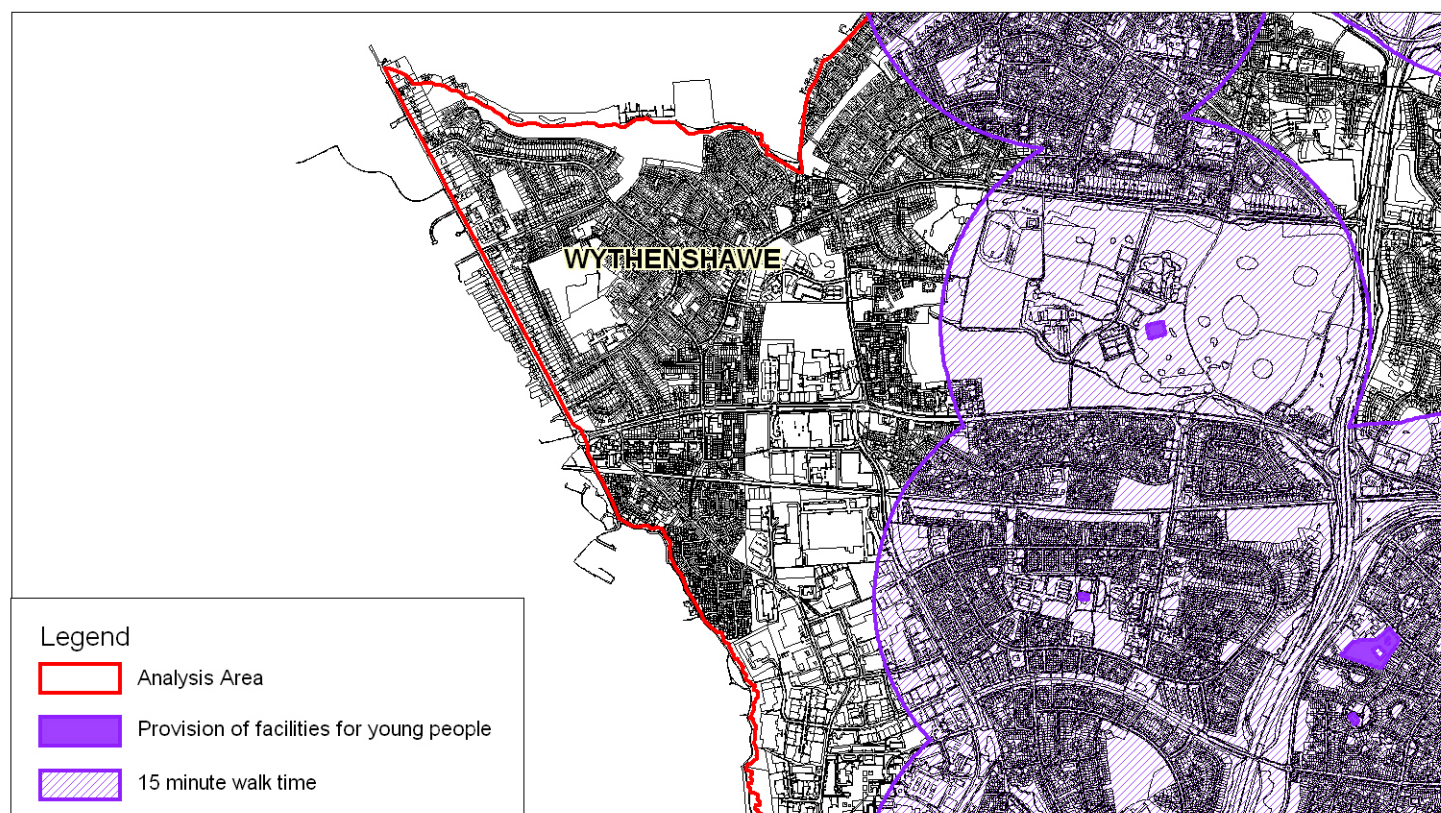
- 7.120 When combining the provision of children's play areas and amenity green space, nearly all residents have access to at least one of these typologies within the recommended accessibility catchments. In addition to the local access to amenity green space, there are several parks.
- 7.121 The quality of children's play areas in Wythenshawe is average, with the average quality score of a site being 77%. However, quality scores do range significantly from 53% - 94% and only Wythenshawe Park Play Area (94%) achieved a quality score which falls within the top quartile level. This indicates that qualitative improvements are required if high quality play provision is to be provided in this area of the City.
- 7.122 In order to meet local needs in the Wythenshawe area, it is likely that a combination of new provision and qualitative improvements are required. In some instances, the disposal of one of the facilities serving similar catchment areas may be required in order to invest in the quality of other facilities.

Short Term – facilities for children	Provide new facilities for children to address existing deficiencies, particularly in the Northenden area. Ensure that any new facilities meet design criteria.
Ongoing – facilities for children	Drive a programme of qualitative improvements across existing facilities ensuring that facilities meet the needs of communities that they serve and provide a challenging play environment.
Medium Term – facilities for children	Review the value of sites with overlapping catchments and identify opportunities for disposal of sites if appropriate.
Longer Term – facilities for children	Evaluate the need for play provision as part of new developments. New facilities will be required when developments are outside of the catchment for new facilities or provision is not sufficient to meet minimum standard. In light of the distribution of existing facilities there are likely to be areas where this is the case, even though overall the provision of facilities in Wythenshawe is sufficient in quantitative terms.

Facilities for young people

- 7.123 Application of the quantity standard indicates that the quantity of facilities for young people is sufficient to meet demand and that population growth of 1,899 could be accommodated.
- 7.124 Despite this, like the distribution of facilities for children, analysis of access to sites demonstrates that there are some gaps in provision in Northenden and Sharston as well as Brooklands. (Figures 7.17 and 7.18).

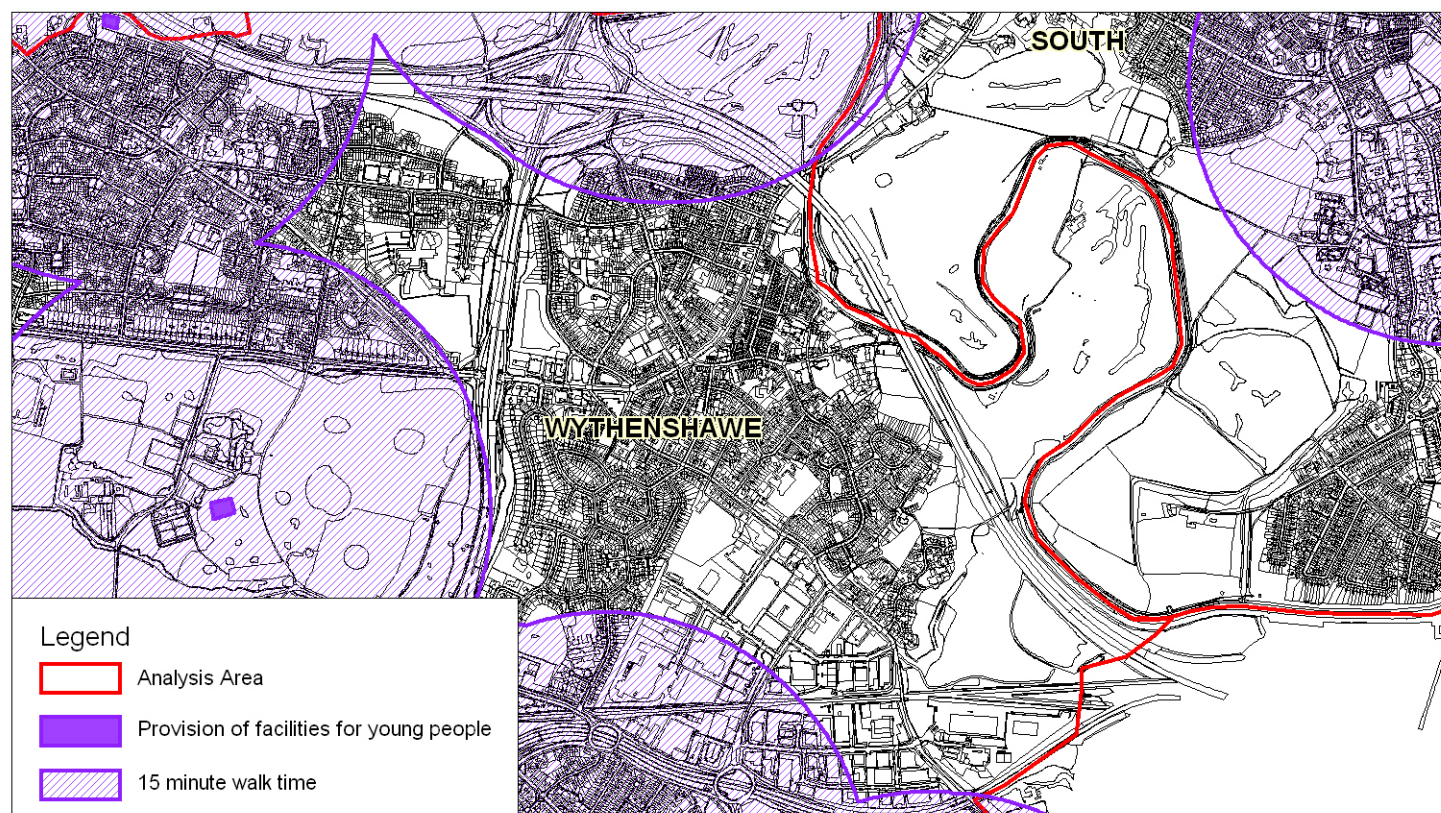
Figure 7.17 – Deficiencies of facilities for young people in the north west of Wythenshawe



This map is reproduced from Ordnance Survey material with the permission of Ordnance Survey on behalf of the Controller of Her Majesty's Stationery Office © Crown copyright. Unauthorised reproduction infringes Crown copyright and may lead to prosecution or civil proceedings. (100019568) (2008).



Figure 7.18 – Deficiencies of facilities for young people in the north east of Wythenshawe



This map is reproduced from Ordnance Survey material with the permission of Ordnance Survey on behalf of the Controller of Her Majesty's Stationery Office © Crown copyright. Unauthorised reproduction infringes Crown copyright and may lead to prosecution or civil proceedings. (100019568) (2008).

NORTH

strategy financial delivery **pmp**

- 7.125 When amalgamating the provision of facilities for young people and amenity green space, nearly all residents have access to at least one of these types of open space within the recommended accessibility catchments.
- 7.126 The quality of facilities for young people in Wythenshawe is the second highest of all areas in the City, with the average quality score of a site being 68%. Quality scores range from 60% - 80% and one site falls with the top quartile level (80% and above). Although the average quality score of a site is the second highest in the City, improvements will be required if a network of high quality, accessible facilities for young people is to be provided in Wythenshawe.
- 7.127 In light of the gaps in provision, future priorities for the delivery of facilities for young people in Wythenshawe will focus on both the quality and quantity of provision.

Short Term – facilities for young people	Provide a new facility for young people in Northenden / Sharston and in Brooklands to offset existing deficiencies.
Ongoing – facilities for young people	Drive a programme of qualitative improvements across existing facilities ensuring that facilities meet the needs of communities that they serve and provide a challenging play environment.
Longer Term – facilities for young people	Evaluate the need for facilities for young people as part of new developments. New facilities will be required when developments are outside of the catchment for new facilities or provision is not sufficient to meet minimum standard. Across the area as a whole, new provision will be required if population growth exceeds 2000.

Summary and recommendations

- 7.128 Equipped provision for children and young people was the overriding theme of consultations throughout the study. Residents expressed concerns over the quantity of provision, as well as highlighting that the quality of many facilities is insufficient and that facilities are perceived to be boring and not challenging.
- 7.129 The Manchester City Council Play Strategy recognises many of these issues and also highlights the need to increase the quantity of provision for both children and young people. There has been significant effort to ensure that recently developed facilities for children and young people are exciting, challenging and appropriate to the target audience. The recently awarded capital from the national Play Builder Scheme will enable the further development and improvement of facilities for young people across Manchester.
- 7.130 Analysis of existing facilities highlights that there is significant variation in quality although sites are distributed relatively evenly across the City.
- 7.131 Despite a relatively even distribution, there are localised priorities across the City for new provision.
- 7.132 Based on current quantitative shortfalls there is an overall requirement for approximately 30 children's play areas and 26 facilities for young people. However, when considering new provision it is important to take an accessibility led approach.
- 7.133 Any new facilities developed should meet the suggested quality criteria and should provide exciting play opportunities for children and young people. Site assessments carried out at existing facilities should also be used to inform decisions on those facilities in need of enhancement. Additionally, the implications of population growth on the demand for play facilities should be considered on a case by case basis. Even where the overall supply of facilities is adequate, there may be localised shortfalls of provision.
- 7.134 The key priorities for improving the provision of children's play areas and young people's facilities over the Manchester Local Development Framework period therefore are:
- seek to provide challenging and exciting play facilities for children that encourage children to test their boundaries and balance risk and safety. Play facilities should be designed giving consideration to the Play England guide for creating successful play spaces and the Performance Indicators also created by Play England.
 - encourage and promote the involvement of children and young people in the development of new facilities
 - target improvements to the existing provision for children and young people using the quality standards and site assessments undertaken as part of this assessment to guide improvements. Ensure that new provision also meets recommended standards
 - evaluate the potential of locating facilities for children and young people at school sites

SECTION 7 – PROVISION FOR CHILDREN AND YOUNG PEOPLE

- consider the provision of new facilities for children in areas currently devoid of provision
- in light of shortfalls in provision, public transport links should be maximized and particularly for young people, sites should be located in areas with good public transport links
- green linkages and cycle routes should be maximized in order to encourage the use of sustainable means of transport.